









1U NANO C12L



Our new look Nano is our shortest 1U case measuring just 212mm deep. Its simple yet effective design mounts into a rack cabinet, like a network switch, without the need for rack rails.

- 1x PCI express x16 expansion bay – mounts a Dual Width GFX cards up to 200mm deep.
- 1x 2.5" or 3.5" SSD/HDD bay
- Optional 2x 2.5" Hot Swap SSD/HDD bay – removes PCIe slot Option
- Two Front USB3.0 ports (not available on C12L model)

To discuss your requirements or get a bespoke solution for your rack mountable PC needs please [contact us](#).

-  **Size:** 448(W)x212(D)x44.5(H)mm
-  **Weight:** 3.5KG
-  **Hard Disk Bays:** 1x 3.5" HDD or 2x 2.5" HDD/SSD
-  **Optical Drive:** No DVD Drive Bay
-  **Front USB:** 2x USB 3.0 (Not C12)
-  **Power Supply:** 180W 110-230VAC
-  **Hot Swap Drives:** 2x 2.5" HDD/SSD
-  **Lead Time:** 3-5 Working Days

Product Details

1U Nano C12L – £295.28

Selected System Specifics

CPU: **Intel N2800 2GHz 2C/2T**
RAM: **2GB DDR3 1600MHz SODIMM**
MB IO:
HDD: **500GB 2.5 SATAIII Western Digital Desktop 7200rpm**
RAID: **Not available on this motherboard**
DVD: **No DVD drive bay**
OS: **Not Quoted - Option Available**
GFX Output: **3600 Series with VGA HDMI Outputs**
LAN: **Realtek**
WLAN: **Not Quoted - USB or PCI(e) Card option**
USB Ports Rear: **2x USB 2.0 2x USB 3.0**

Case Information

Size: **448(W)x212(D)x44.5(H)mm**
Weight: **3.5KG**
Hard Disk Bays: **1x 3.5" HDD or 2x 2.5" HDD/SSD**
Optical Drive: **No DVD Drive Bay**
Front USB: **2x USB 3.0 (Not C12)**
Power Supply: **180W 110-230VAC**
Hot Swap Drives: **2x 2.5" HDD/SSD**
Lead Time: **3-5 Working Days**

Serial Ports: **2 Optional Ports Available**

Expansion Slot: **Not Quoted - Option Available**

Expansion Slot 2: **Not available with this case**

Expansion Slot 3: **Not available with this case**

PSU: **180W 100-240VAC 60-50Hz**

Lead time:

Noise & Efficiency

All of our PCs are noise tested and have a standard DB rating so you know exactly how loud they will be.

Energy consumption is an important factor in the ongoing cost of running a machine. We use the familiar energy ratings seen on domestic appliances for all of our products. A is most energy efficient whilst G is least efficient.

