







1U PC C36L



Our new look 1U PC takes versatility and expansion potential to a new level.

- Up to 3x 3.5" Fixed or 8x 2.5" Hot Swappable HDD/SSDs - or a mixture of both
- Two USB3.0 ports on the front panel
- Dual Width PCI(e) slot suitable for dual width Graphics Cards.
- Tool less quick removable lid
- 'Server' Series motherboards fitted with IPMI management port
- DVD or Blu-ray Optical Drives

It can house a wide variety of different motherboards and each offers different expansion options and I/O ports. So to discuss your requirements or for a bespoke solution please [contact us](#).

-  **Size:** 448(W)x357(D)x44.5(H)mm
-  **Hard Disk Bays:** 3x 3.5" or 8x 2.5" HDD/SSD
-  **Optical Drive:** Slimline DVD/Blu-Ray Optional
-  **Front USB:** 2x USB 3.0
-  **Power Supply:** 180W 110-230VAC
-  **Lead Time:** 3-5 Working Days

Product Details

1U PC C36L - **£552.31**

Selected System Specifics

CPU: **Intel i3-6100 3.7GHz 2C/4T**
RAM: **4GB DDR4 2400MHz DIMM 1.2V**
MB IO: **AS110I**
HDD: **500GB 3.5 SATAIII Western Digital Desktop 7200rpm**
RAID: **Not available on this motherboard**
DVD: **Not quoted options available**
OS: **Not Quoted - Option Available**
GFX Output: **Intel HD510 with VGA DVI-D HDMI Outputs**
LAN: **Realtek 8111H**
WLAN: **Not Quoted - USB or PCI(e) Card option**

Case Information

Size: **448(W)x357(D)x44.5(H)mm**
Hard Disk Bays: **3x 3.5" or 8x 2.5" HDD/SSD**
Optical Drive: **Slimline DVD/Blu-Ray Optional**
Front USB: **2x USB 3.0**
Power Supply: **180W 110-230VAC**
Lead Time: **3-5 Working Days**

Motherboard IO Ports

USB Ports Rear: **2x USB 2.0 2x USB 3.0**

Serial Ports: **1 Optional Ports Available**

Expansion Slot: **PCIe x16 (Full Height)**

Expansion Slot 2: **Not available with this case**

Expansion Slot 3: **Not available with this case**

PSU: **180W 100-240VAC 60-50Hz**

Lead time: **3 Working Days**



Noise & Efficiency

All of our PCs are noise tested and have a standard DB rating so you know exactly how loud they will be.

Energy consumption is an important factor in the ongoing cost of running a machine. We use the familiar energy ratings seen on domestic appliances for all of our products. A is most energy efficient whilst G is least efficient.

